

## Community Report for 60525 (Community Report)



### **Real-T-Properties and Associates, Inc.**

946 Ogden Avenue  
Downers Grove, Illinois 60515  
(630) 769-0800  
(630) 852-5637 Fax  
www.realtproperties.com

## Community Characteristics - 60525

### Details

These distinctive characteristics represent factors which have a strong influence on this community. Factors are considered "distinctive" if this community falls into the top 25% for these characteristics nationally.

60525

#### Quick Facts

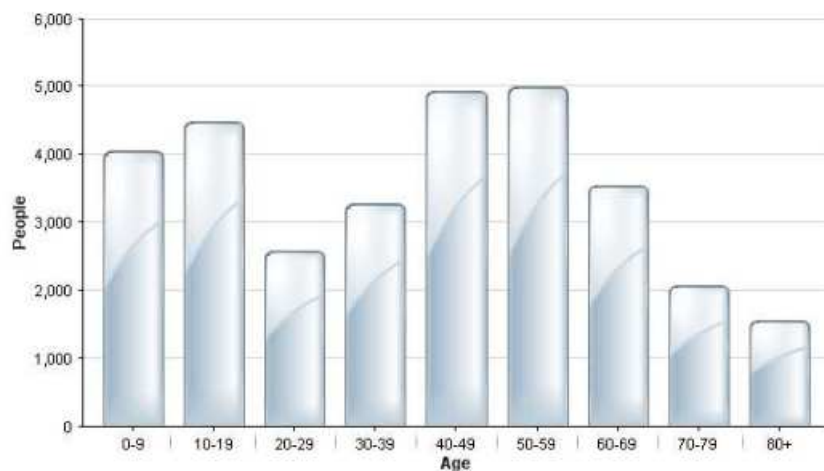
60525 is an affluent area with a middle-age population in La Grange, Illinois.

It is family friendly with medium population density. The climate is temperate with cold winters and hot summers. On average, residents spend 26 minutes getting to work and most frequently by car.

### Population

	60525	Illinois
Population	31,464	12,903,410
Population Density (people/mile)	2,253	229
Population Growth (since 2000)	N/A	4%
Male	15,041	6,349,516
Female	16,424	6,553,890
Median Age	41.92	35.54

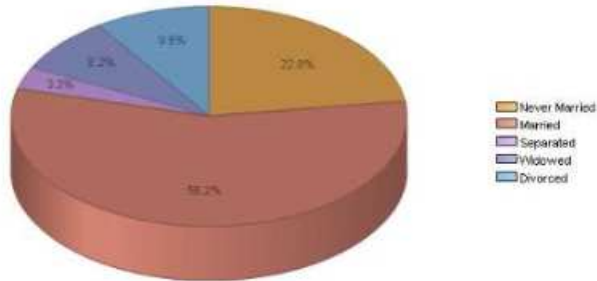
### Age Distribution



## Household

	60525	Illinois
Number of Households	12,389	4,880,669
Average Household Size	2.5	2.6
Household: With Children	4,213	1,644,945
Household: With no Children	4,141	1,555,374
Household: Family	8,354	3,200,391
Household: Non-Family	4,035	1,680,246
Total Dwelling Units	13,222	5,343,804

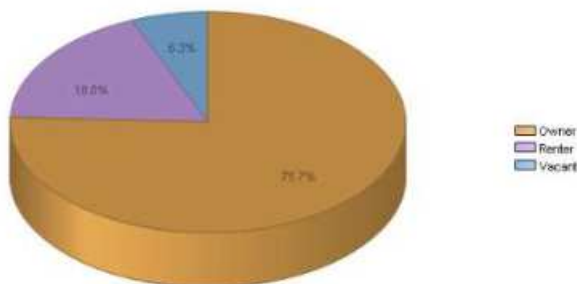
## Marital Status



## Housing

	60525	Illinois
Median Home Price	\$270,000.00	\$165,000.00
In Current Residence 5+ Years	43.2%	36.4%
Annual Residential Turnover	14%	15.3%
Median Years in Residence	4.19	3.42
Median Dwelling Age	40	38

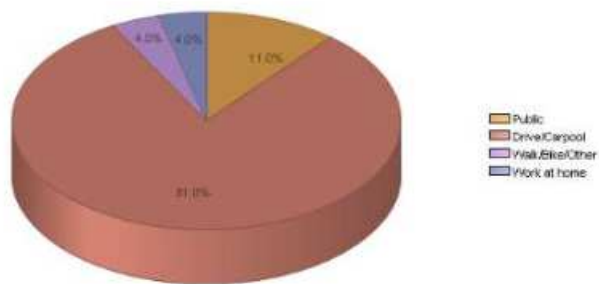
## Housing Type



## Transportation

	60525	Illinois
Median Travel Time to Work (minutes)	26.13	22.7
Household With no Vehicle	5.9%	10%
Household With Vehicle	37.6%	34.4%
Household With more Vehicles	56.4%	55.6%

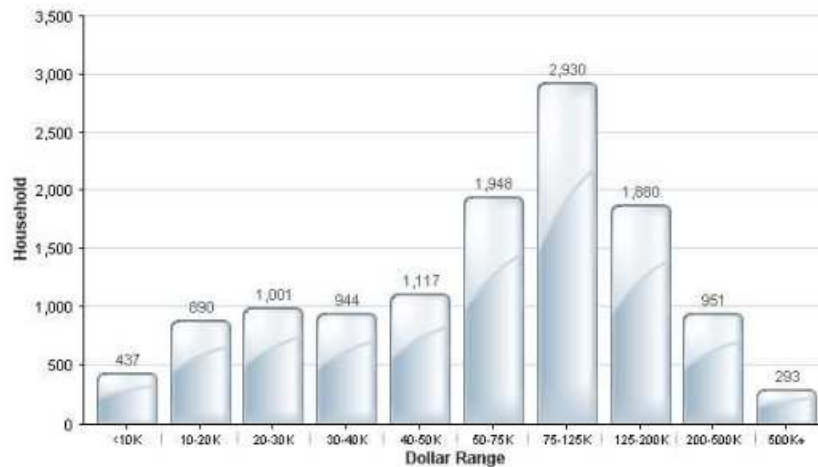
## Travel to Work



## Income

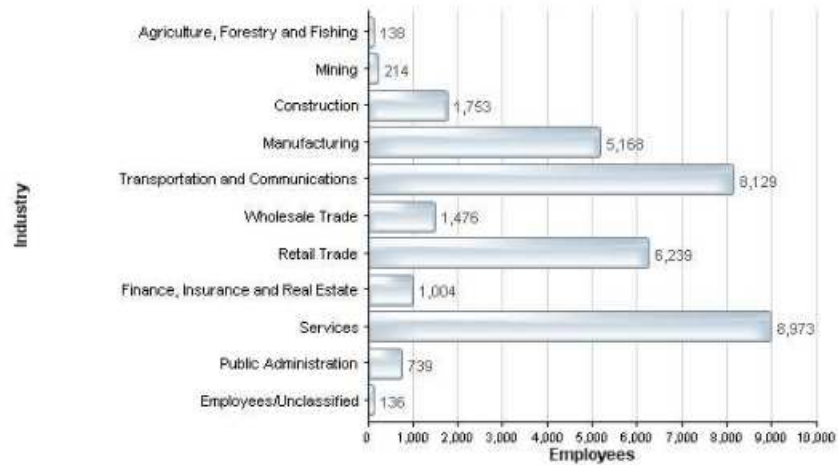
	60525	Illinois
Median Household Income	\$73,071.00	\$54,193.00
Average Household Income	\$100,414.00	\$71,957.00
Average Income Change (since 2000)	23%	17%
Per Capita Income	\$40,551.00	\$28,018.00
Median Disposable Income	\$59,278.00	\$45,560.00

## Household Income by Dollar Range

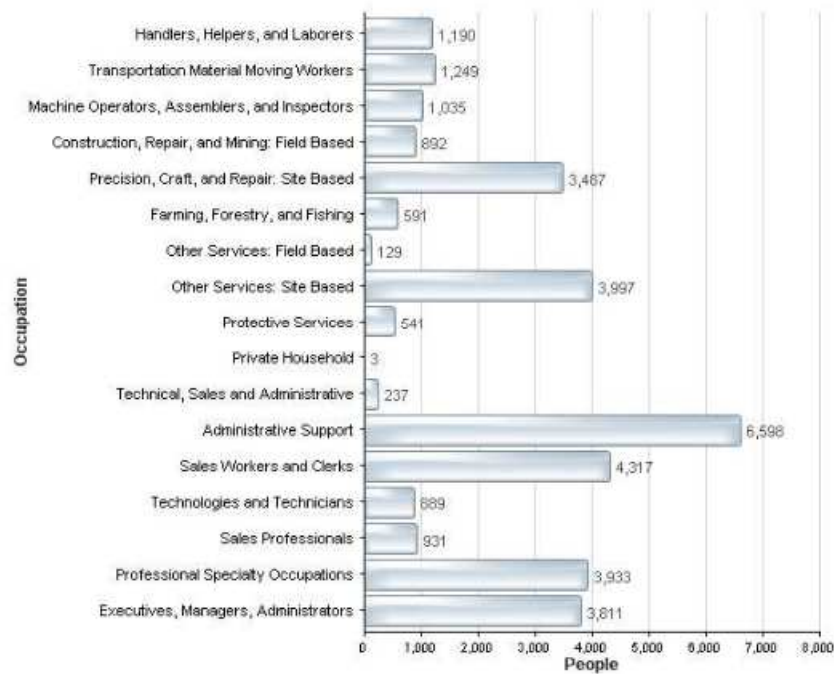


## Employment

## Employment by Industry



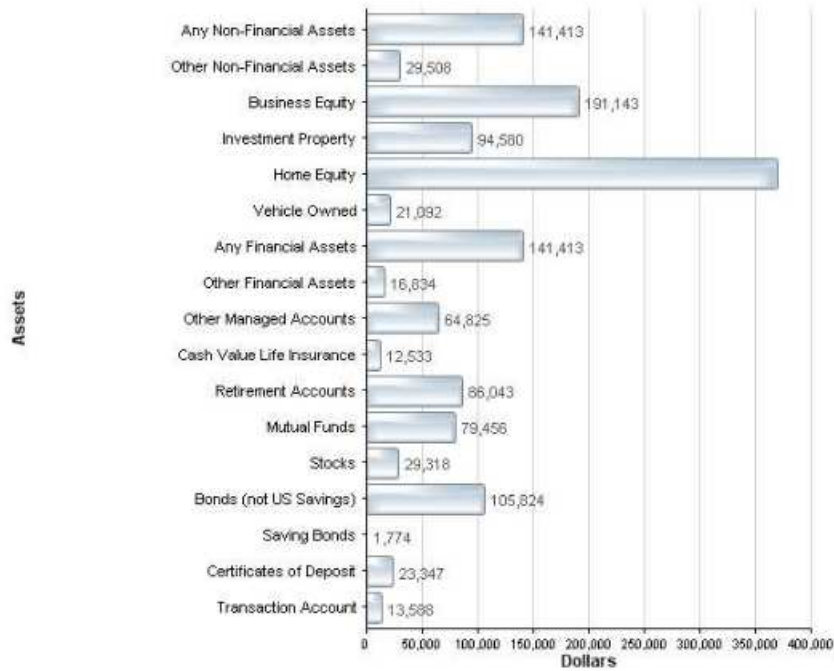
## Employment by Occupation



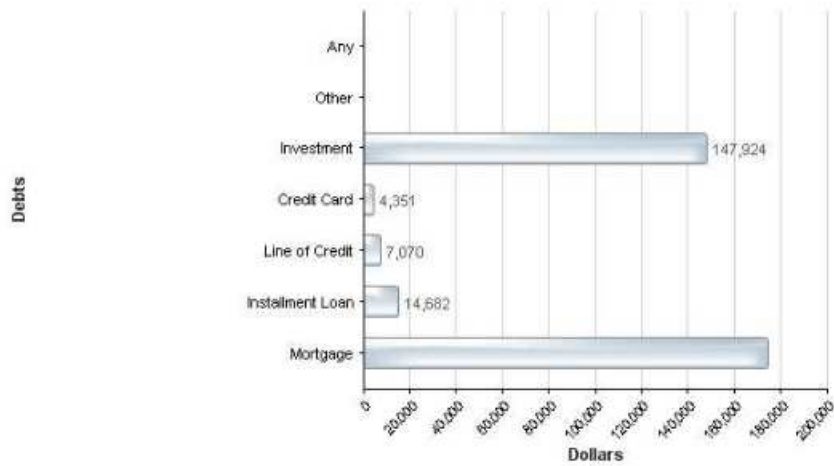
## Net Worth

	60525	Illinois
Average Household Net Worth	\$737,741.00	\$542,041.00
Median Home Price	\$270,000.00	\$165,000.00

### Median Value of Assets



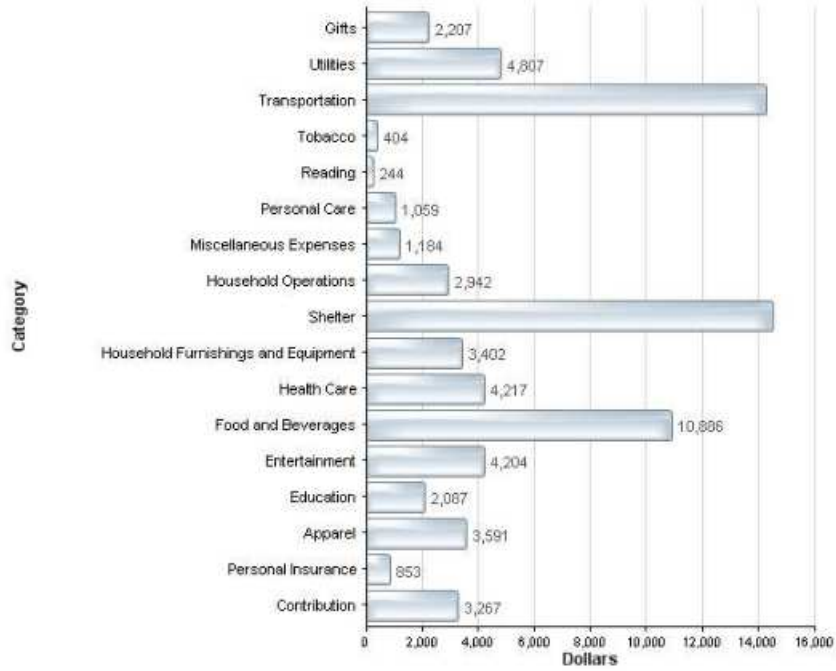
### Median Value of Debts



### Cost of Living

	60525	Illinois
Average Total Household Expenditure	\$74,112.00	\$58,579.00

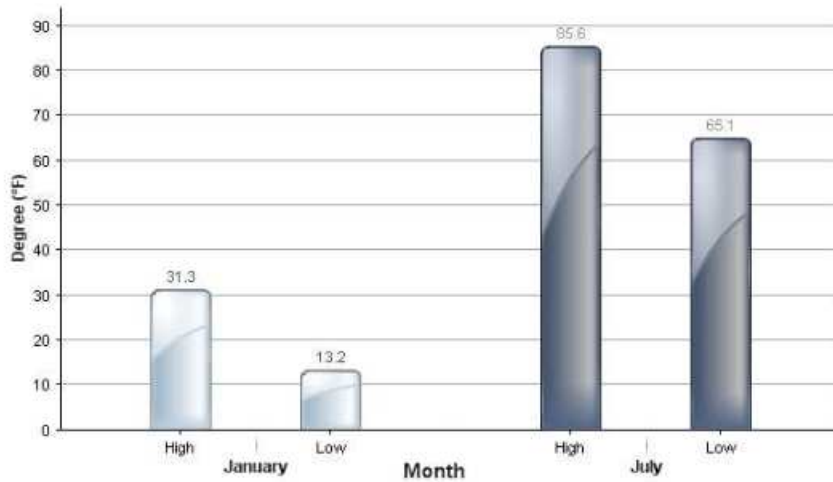
## Cost of Living



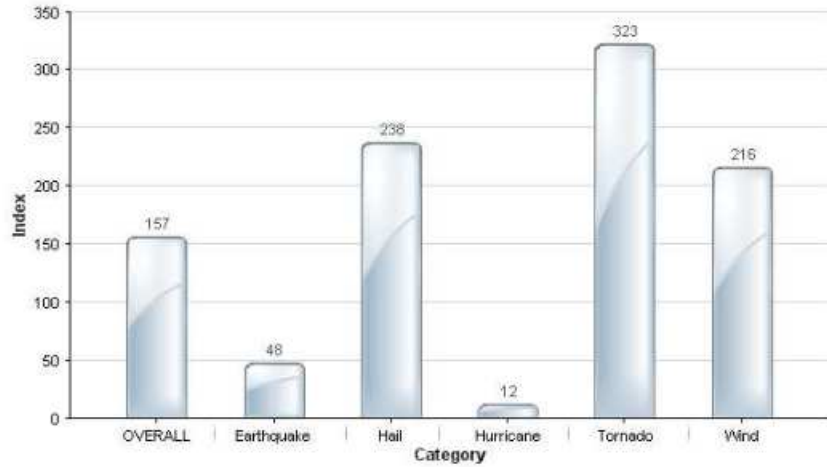
## Climate

	60525	Illinois
Annual Precipitation (inches)	73.23	71.27

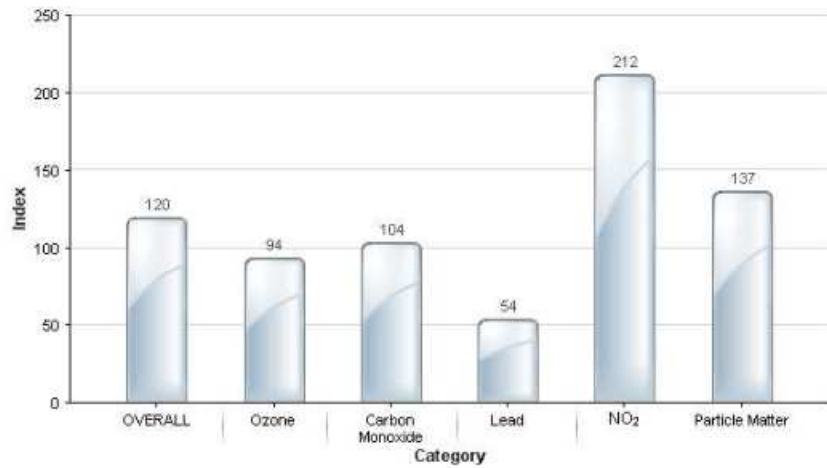
## Average Temperature (°F)



**Weather Index**  
(100 = National Average)



**Pollution Index**  
(100 = National Average)



© 2015 Move, Inc. All rights reserved.  
[Terms of Use](#) | [Privacy Policy](#) | [Equal Housing Opportunity](#)

The information provided in this report is for informational purposes only. Although the information provided on this report is deemed to be correct, and attempts are made to keep the information current, no warranty as to the accuracy or completeness of any information in this report is offered.