

Community Report for 60560 (Community Report)



Real-T-Properties and Associates, Inc.

946 Ogden Avenue
Downers Grove, Illinois 60515
(630) 769-0800
(630) 852-5637 Fax
www.realtproperties.com

Community Characteristics - 60560

Details

These distinctive characteristics represent factors which have a strong influence on this community. Factors are considered "distinctive" if this community falls into the top 25% for these characteristics nationally.

60560

Quick Facts

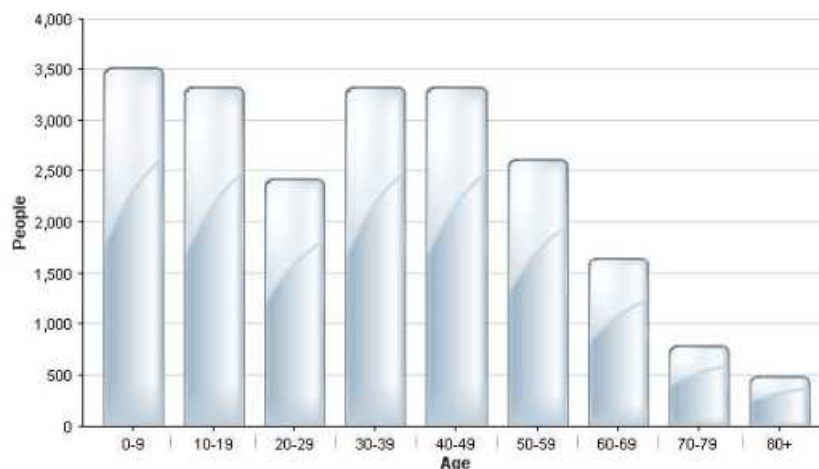
60560 is an affluent area with a middle-age population in Yorkville, Illinois.

It is family friendly with low population density. The climate is temperate with cold winters and hot summers. On average, residents spend 26 minutes getting to work and most frequently by car.

Population

	60560	Illinois
Population	21,485	12,903,410
Population Density (people/mile)	279	229
Population Growth (since 2000)	107%	4%
Male	10,812	6,349,516
Female	10,674	6,553,890
Median Age	33.6	35.54

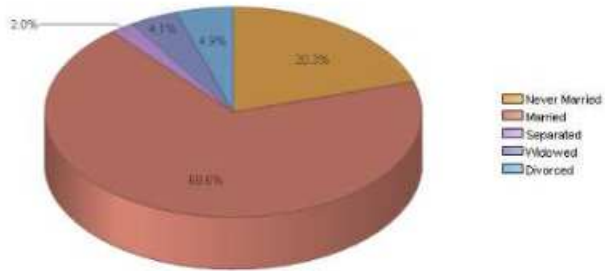
Age Distribution



Household

	60560	Illinois
Number of Households	7,416	4,880,669
Average Household Size	2.9	2.6
Household: With Children	3,210	1,644,945
Household: With no Children	2,659	1,555,374
Household: Family	5,870	3,200,391
Household: Non-Family	1,547	1,680,246
Total Dwelling Units	7,941	5,343,804

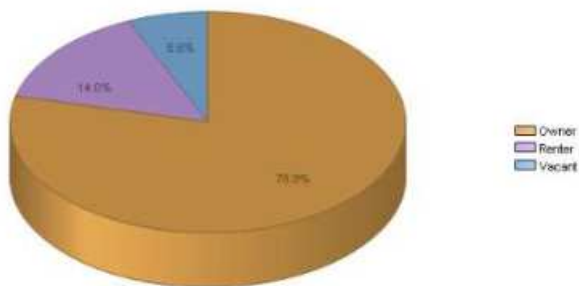
Marital Status



Housing

	60560	Illinois
Median Home Price	\$190,000.00	\$165,000.00
In Current Residence 5+ Years	35.9%	36.4%
Annual Residential Turnover	14.4%	15.3%
Median Years in Residence	3.7	3.42
Median Dwelling Age	23	38

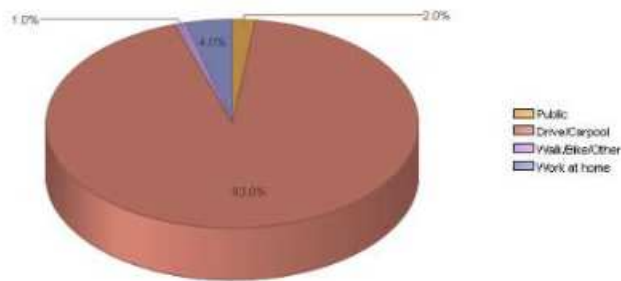
Housing Type



Transportation

	60560	Illinois
Median Travel Time to Work (minutes)	25.66	22.7
Household With no Vehicle	2.4%	10%
Household With Vehicle	22.3%	34.4%
Household With more Vehicles	75.2%	55.6%

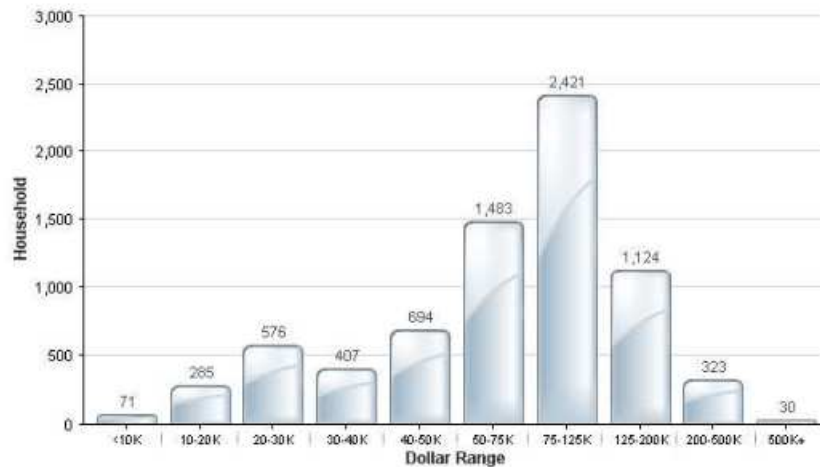
Travel to Work



Income

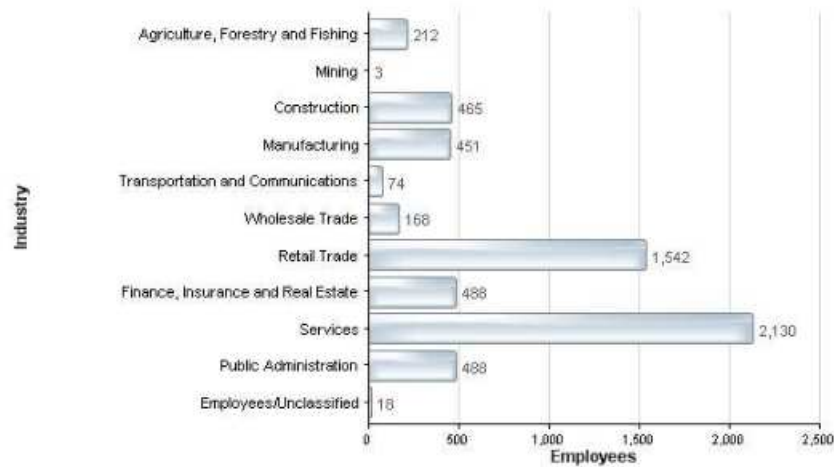
	60560	Illinois
Median Household Income	\$77,674.00	\$54,193.00
Average Household Income	\$86,978.00	\$71,957.00
Average Income Change (since 2000)	21%	17%
Per Capita Income	\$30,199.00	\$28,018.00
Median Disposable Income	\$62,394.00	\$45,560.00

Household Income by Dollar Range

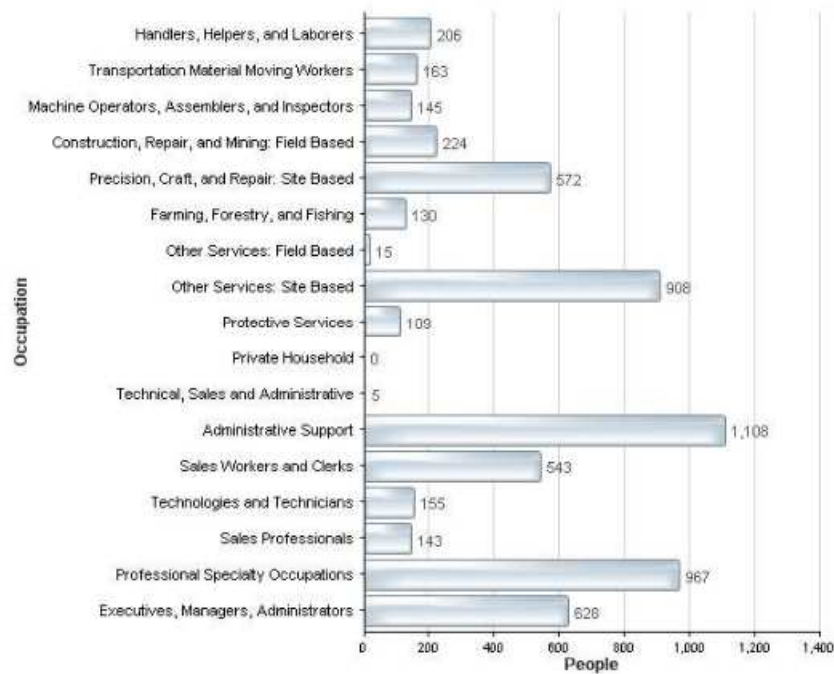


Employment

Employment by Industry



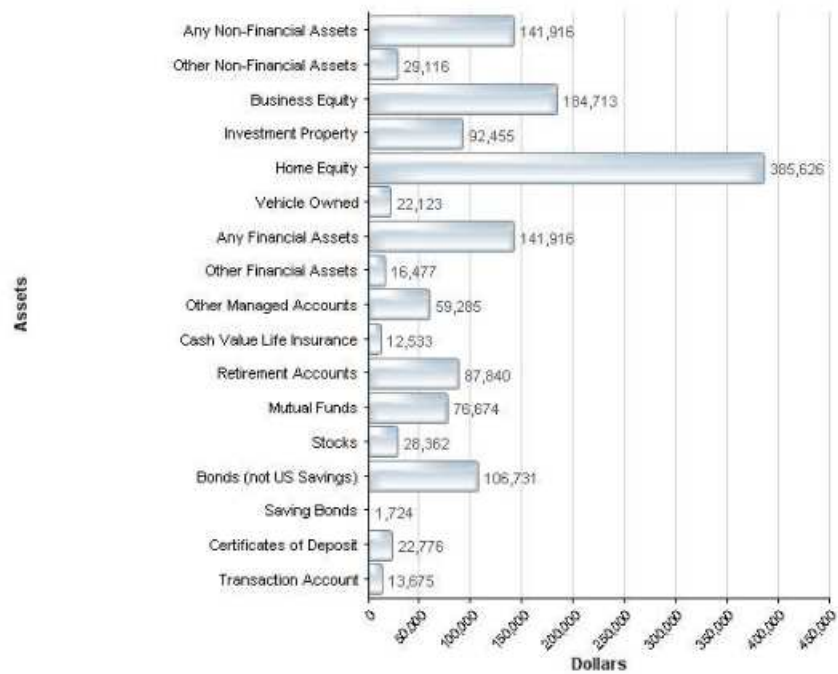
Employment by Occupation



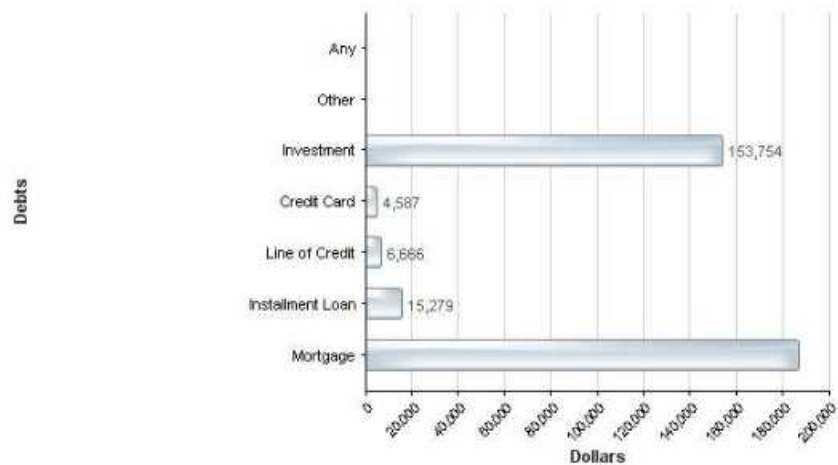
Net Worth

	60560	Illinois
Average Household Net Worth	\$735,490.00	\$542,041.00
Median Home Price	\$190,000.00	\$165,000.00

Median Value of Assets



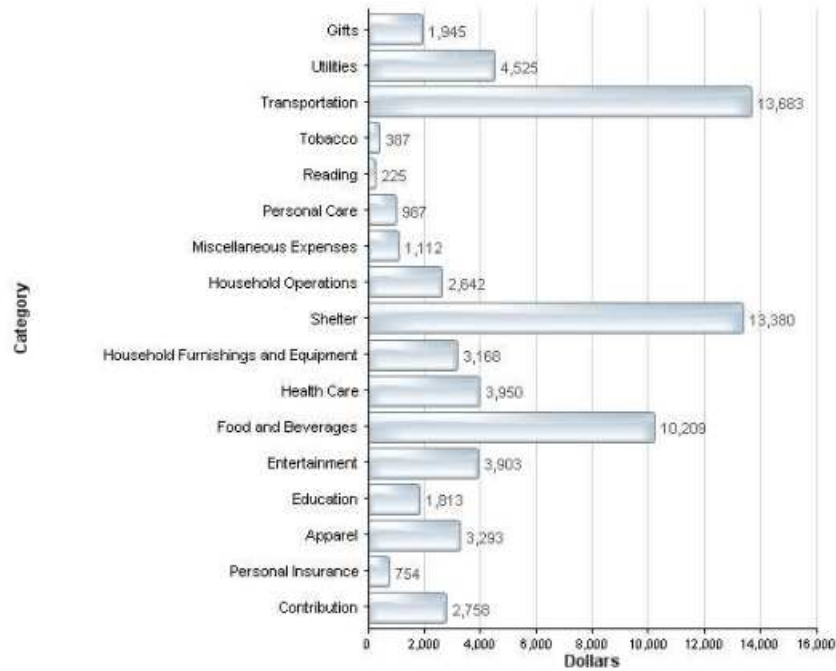
Median Value of Debts



Cost of Living

	60560	Illinois
Average Total Household Expenditure	\$68,735.00	\$58,579.00

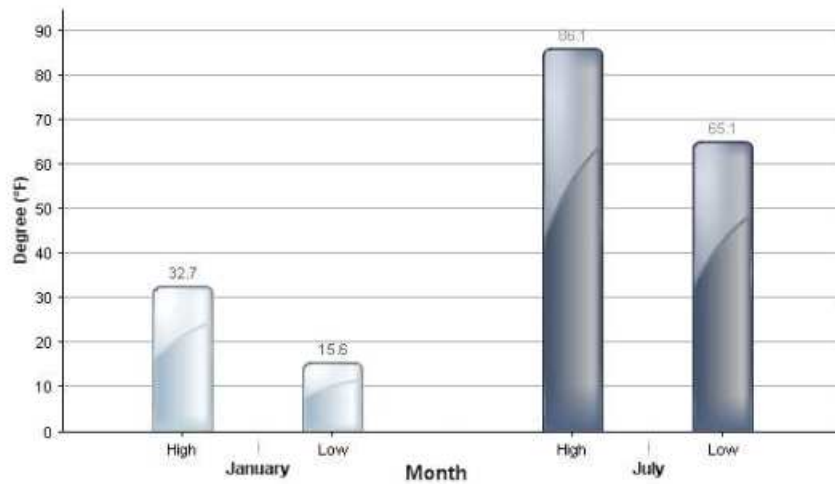
Cost of Living



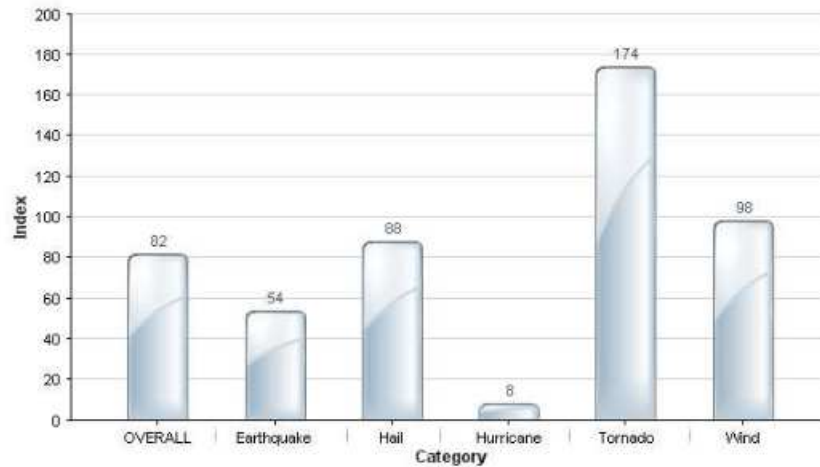
Climate

	60560	Illinois
Annual Precipitation (inches)	67.48	71.27

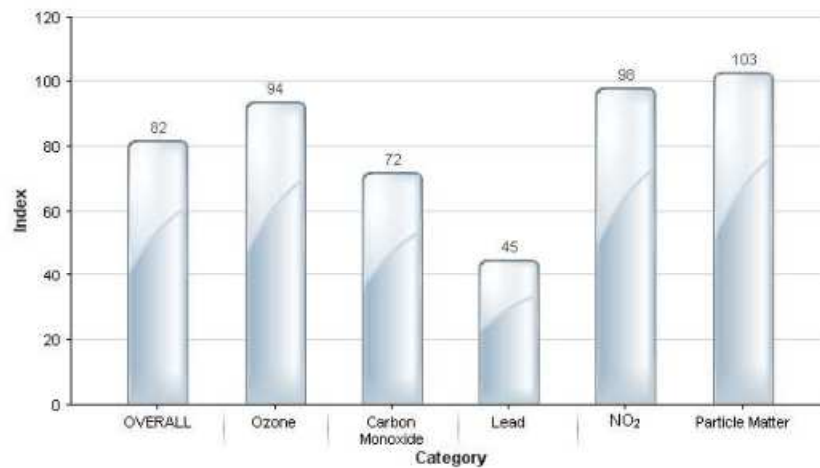
Average Temperature (°F)



Weather Index (100 = National Average)



Pollution Index (100 = National Average)



© 2015 Move, Inc. All rights reserved.
[Terms of Use](#) | [Privacy Policy](#) | [Equal Housing Opportunity](#)

The information provided in this report is for informational purposes only. Although the information provided on this report is deemed to be correct, and attempts are made to keep the information current, no warranty as to the accuracy or completeness of any information in this report is offered.